



# EUROPEANS AND THE 2009 EUROPEAN ELECTIONS

EUROBAROMETER 71

RESULTS FOR THE NETHERLANDS

EU27

Number of Interviews: 26,718  
Fieldwork Dates: 16<sup>th</sup> Jan. - 22<sup>nd</sup> Feb. 2009

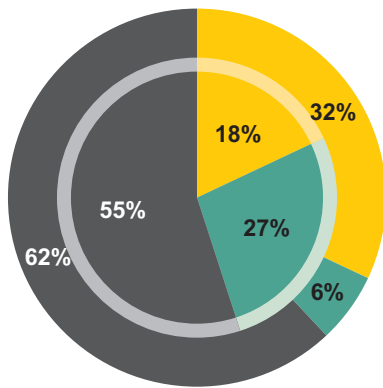
NL

Number of Interviews: 1,044  
Fieldwork Dates: 24<sup>th</sup> Jan. - 21<sup>st</sup> Feb. 2009

Methodology: Face-to-face

## 1. INTEREST AND PROBABILITY OF VOTING IN THE 2009 EUROPEAN ELECTIONS

QC1 In your opinion, when will the next European elections be held, here in (OUR COUNTRY)?



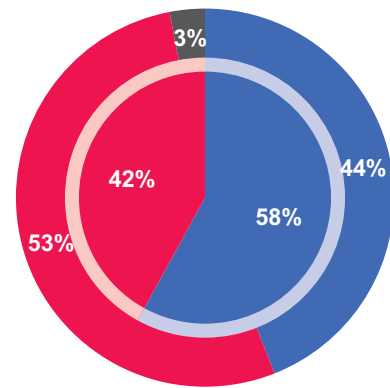
Evolution Win. 2009 - Aut. 2008

EU			NL		
EB71	Diff	EB71-EB70	EB71	Diff	EB71-EB70
32%	+6		18%	-11	
6%	-1		27%	+10	
62%	-5		55%	+1	

2009  
Others  
Don't know

EU27 Outer pie NL Inner pie

QC2 The next European elections will be held in June 2009. How interested or disinterested would you say you are in these elections?



Evolution Win. 2009 - Aut. 2008

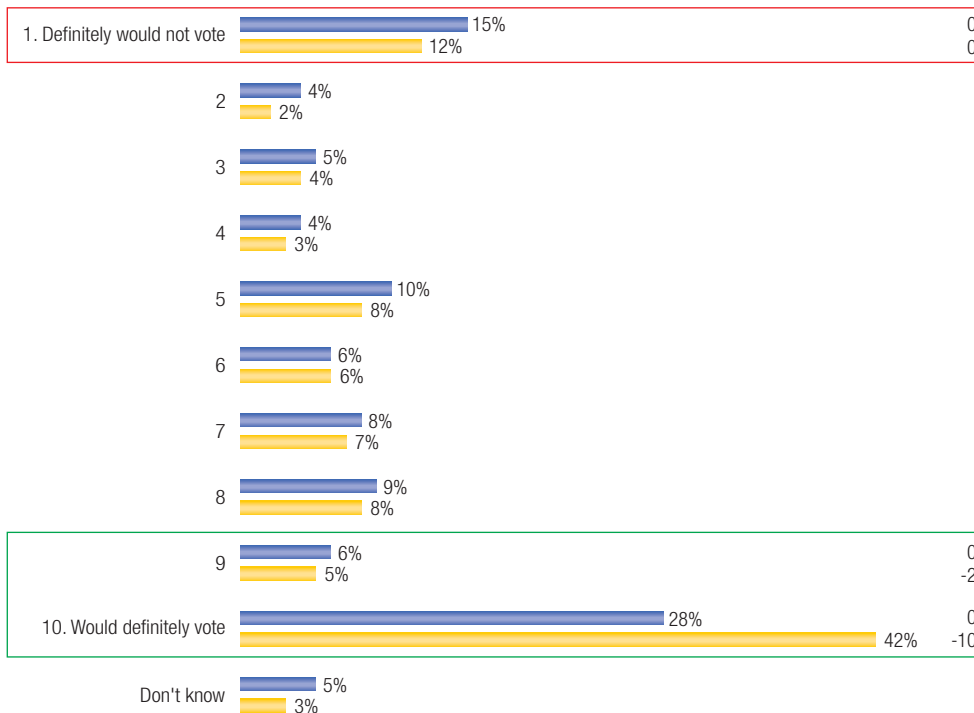
EU			NL		
EB71	Diff	EB71-EB70	EB71	Diff	EB71-EB70
44%	0		58%	-2	
53%	-1		42%	+2	
3%	+1		0%	0	

Interested  
Not interested  
Don't know

EU27 Outer pie NL Inner pie

QC3 Can you tell me on a scale of 1 to 10 how likely it is that you would vote in the next European elections in June 2009?

Evolution Win 2009 - Aut. 2008



Socio-demographic breakdown

Definitely would not vote	EU27	NL
Total	15%	12%
<b>Gender</b>		
Male	15%	13%
Female	16%	12%
<b>Age</b>		
15 - 24	25%	27%
25 - 39	15%	7%
40 - 54	12%	10%
55 +	14%	11%

EU27  
NL

Don't know



# EUROPEANS AND THE 2009 EUROPEAN ELECTIONS

EUROBAROMETER 71

RESULTS FOR THE NETHERLANDS

EU27

Number of Interviews: 26,718  
Fieldwork Dates: 16<sup>th</sup> Jan. - 22<sup>nd</sup> Feb. 2009

NL

Number of Interviews: 1,044  
Fieldwork Dates: 24<sup>th</sup> Jan. - 21<sup>st</sup> Feb. 2009

Methodology: Face-to-face

## 2. PREFERRED CAMPAIGN THEMES AND ROLE OF THE EUROPEAN PARLIAMENT

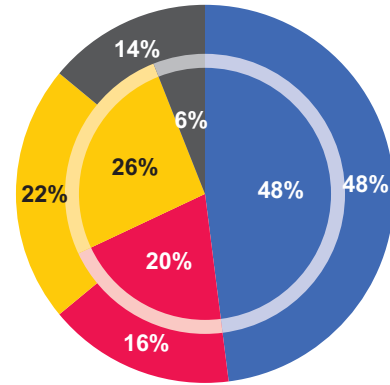
QC6T Main themes for the next European elections

QB5 Would you personally like to see the European Parliament play a more important or less important role than it currently does?

Evolution Win. 2009 - Aut. 2008

	EU		NL	
	EB71	Diff EB71-EB70	EB71	Diff EB71-EB70
Unemployment	57%	+8	42%	+14
Economic growth	52%	+1	53%	-2
Inflation and purchasing power	40%	-7	31%	-12
The future of pensions	32%	-1	24%	+7
Crime	29%	-4	33%	-10
The safety of the energy supply*	27%	-	35%	-
The fight against climate change	26%	-3	41%	-3
Immigration	24%	-5	17%	-5
Terrorism	24%	-4	25%	-12
The food safety*	23%	-	21%	-

\*other themes quoted by less than 20% of respondents at EU level  
\*item was not asked in EB70



Evolution Win. 2009 - Aut. 2008

	EU		NL	
	EB71	Diff EB71-EB70	EB71	Diff EB71-EB70
More important	48%	+4	48%	-9
Less important	16%	+2	20%	+7
The same (SPONTANEOUS)	22%	-2	26%	+6
Don't know	14%	-4	6%	-4

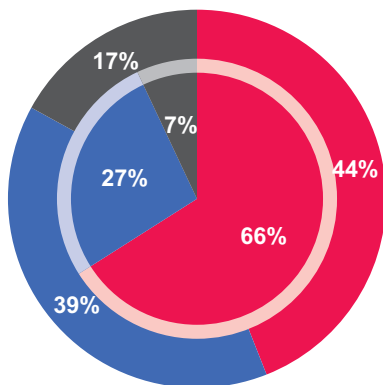
- More important
- Less important
- The same (SPONTANEOUS)
- Don't know

EU27 Outer pie NL Inner pie

## 3. FIGHTING THE ECONOMIC CRISIS

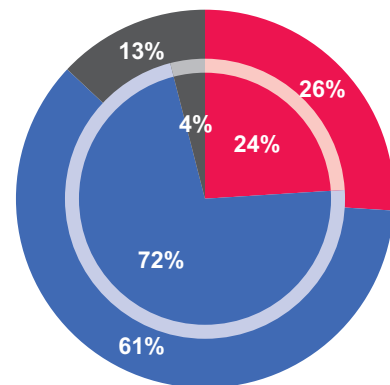
QD4 Would you say that up until now, to face the financial and economic crisis, the various European Union Member States have...?

QD5 As a citizen would you say that you would be...?



- Tended to act individually
- Tended to act in a coordinated way with the other EU countries
- Don't know

EU27 Outer pie NL Inner pie



- Better protected (in the face of the current financial and economic crisis) if (OUR COUNTRY) adopted measures and applied them individually
- Better protected (in the face of the current financial and economic crisis) if (OUR COUNTRY) adopted measures and applied them in a coordinated way with the other EU countries
- Don't know

EU27 Outer pie NL Inner pie